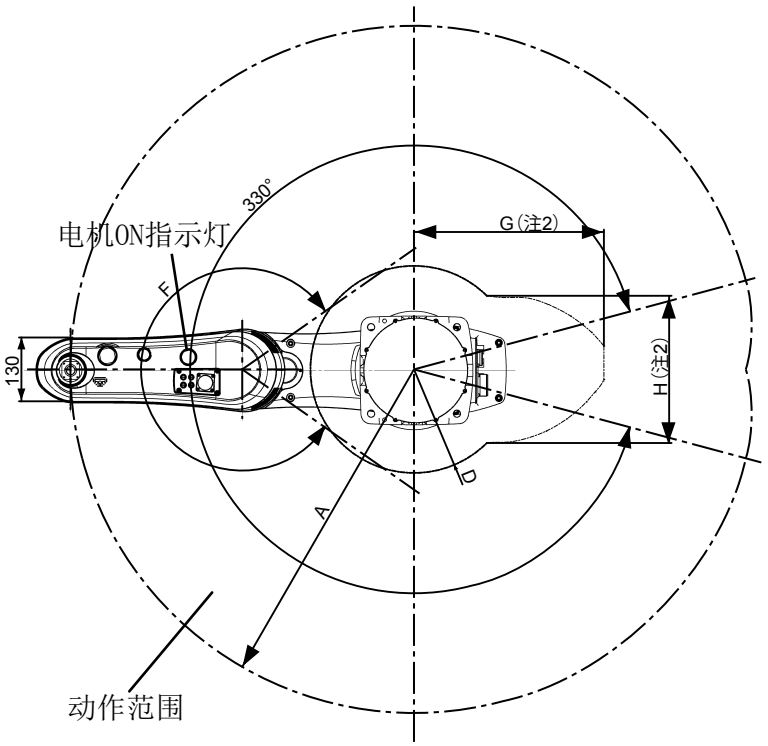

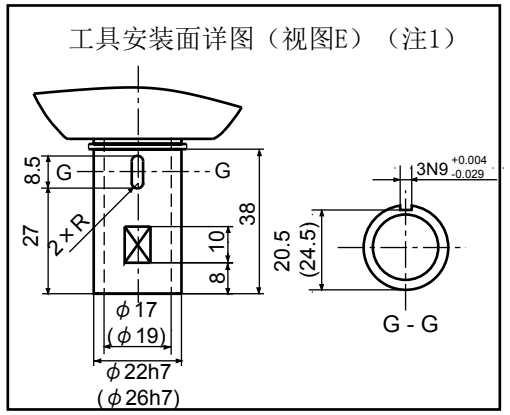

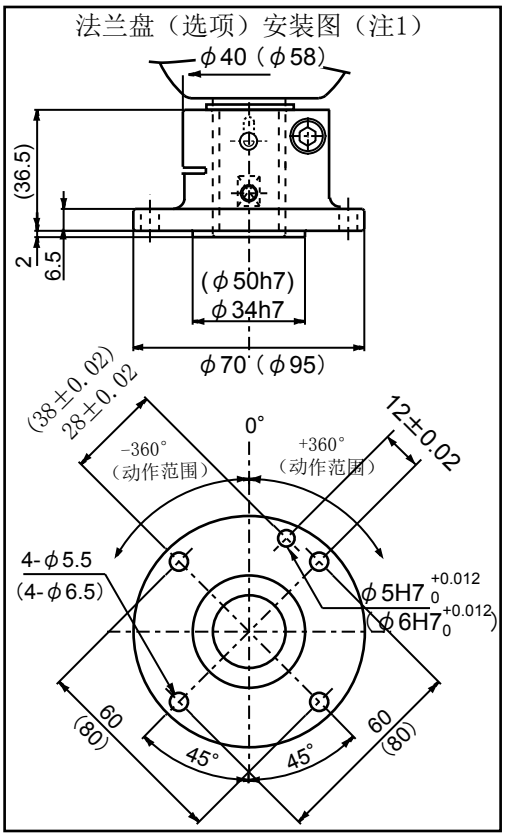

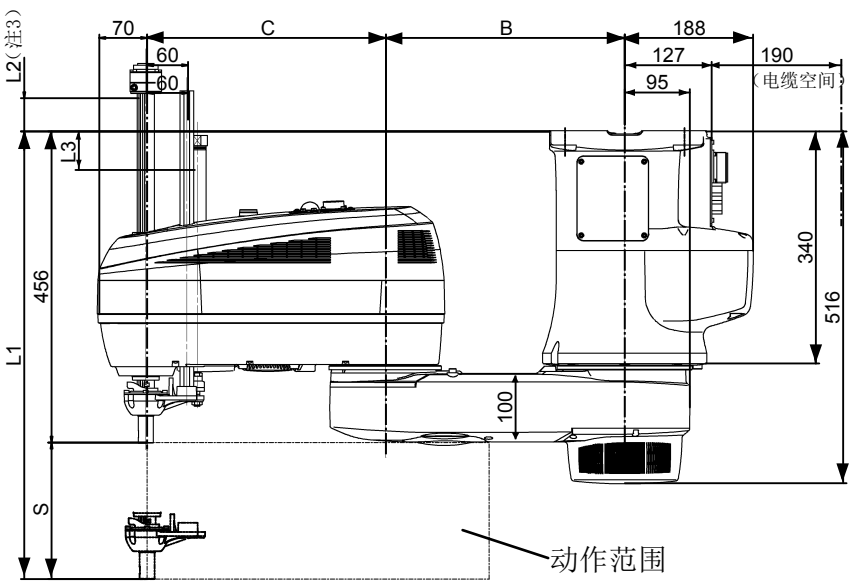

单位：mm

型号	A	B	C	D	F	G	H
HMS-4070*-UL，HMS-4A70*-UL	700	350	350	211	290°	387	300
HMS-4085*-UL，HMS-4A85*-UL	850	350	500	311	284°	397	178

S（Z轴行程）	L1	L2	L3	
			10kg可搬	20kg可搬
200	-656	-456	49	43
300	-756	-456	149	143
400	-856	-456	249	243
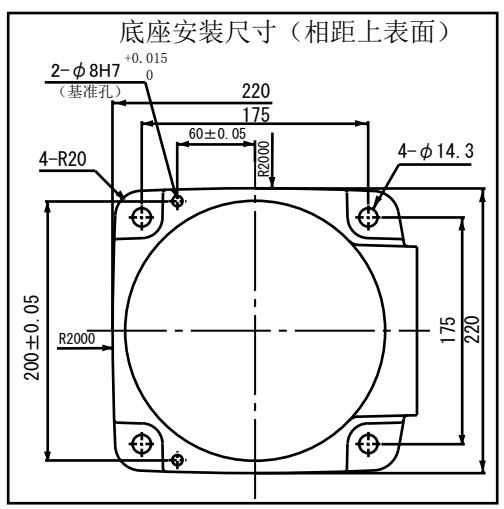
注1：图纸尺寸以10kg可搬用（HMS-40***-UL)为基准记载，
工具安装面、法兰盘安装图的（）内的尺寸表示
20kg可搬用（HMS-4A***-UL)。
注2：为了避免电缆等与机器人本体干涉，动作范围
有限制。
注3：使用吊挂类型时，Z轴上端移动到底座设置面的上方，
因此设置时请考虑。